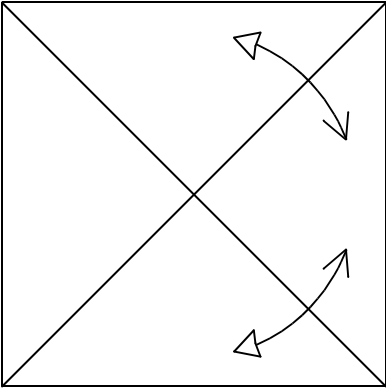
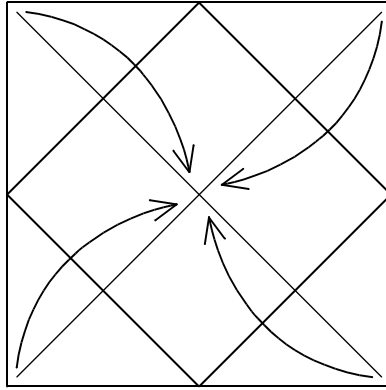


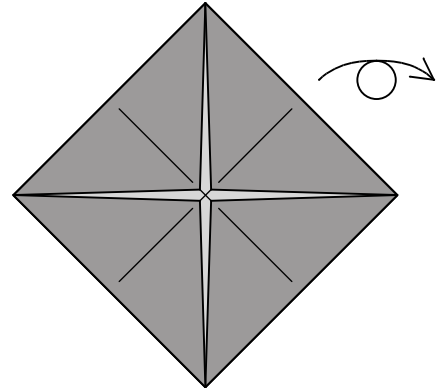
Fold a Nature Fact-Finder!



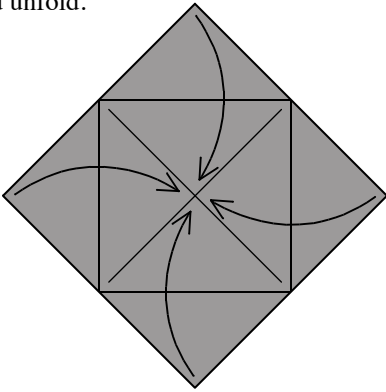
1. Begin with the plain side up. Fold the paper in half along each diagonal and unfold.



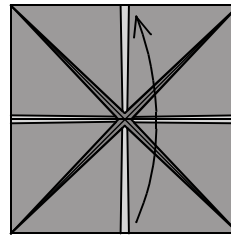
2. Fold the four corners in to the center of the square.



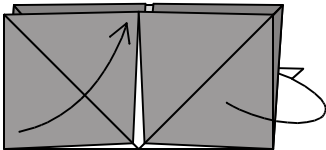
3. Turn the paper over.



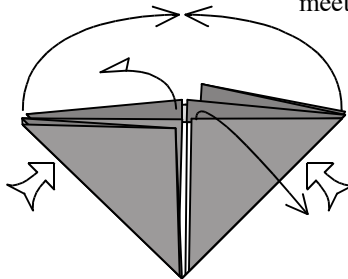
4. Fold the four corners in to the center again.



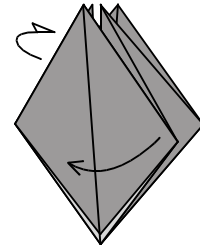
5. Fold the bottom edge up to meet the top edge.



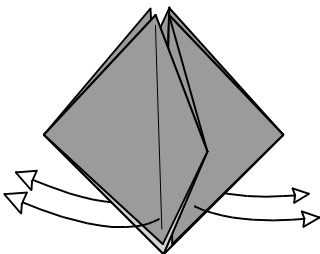
6. Fold the lower left corner up in front; fold the lower right corner behind.



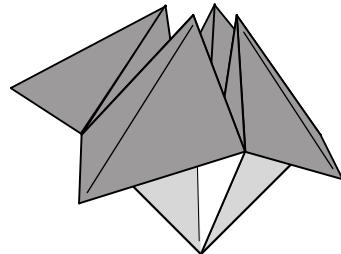
7. Open out the large pocket in the center top and squeeze the sides toward each other.



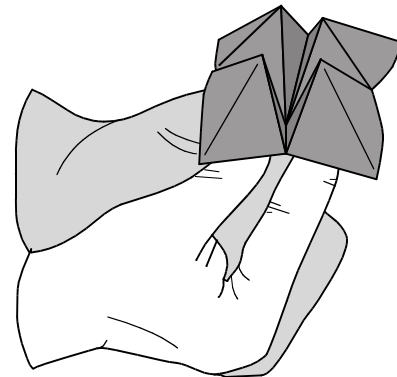
8. Adjust the position of the four flaps so that they all stand straight out from each other.



9. Pull out the four colored flaps.



10. Finished Animal Fact-Finder.



11. Lift the flaps on the inside to reveal the answers.